



Unocode 299



Unocode
299



Machine built to CE (European Community) safety standards.

Unocode 299

Unocode 299 is a Silca electronic key-cutting machine for the duplication of flat keys for cylinders and cars. Unocode 299 represents a new generation machine designed to work either Stand Alone or with a Personal Computer. Unocode 299 is completely innovative and will make a definite improvement in the quality of your duplication service.

Compact Machine Body comprised of an aluminium modular structure.

Innovative and practical design.

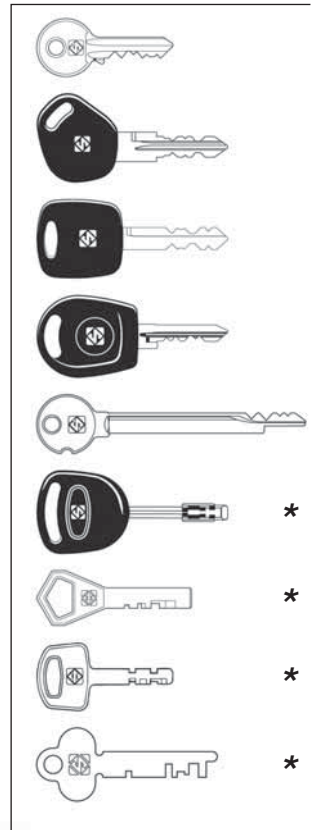
Keypad with Back-Lite Display, expanded features located on the front of the machine, excellent visibility, 4X20 characters.

Safety Devices to protect the Operator:

- emergency stop button
- minimizes swarf dispersion
- automatic deactivation of cutter and carriages movements when the safety shield is raised.

Mobile Safety Shield, designed to protect the operator from contact with the moving parts and preventing swarf from being dispersed.

The very best in code cutting.



Flat keys for cylinders and cars

(*) Keys that can be cut only with specific clamps cutter, and/or optional adapters




Unocode 299

Automatic depth calibration by means of electric contact

An innovative system for cutting by electric contact makes it possible to detect the correct cutting depth automatically, regardless of the clamp side that is used. The exclusive automatic depth calibration allows double sided keys to be securely clamped without the use of pins. This technology results in ease and flexibility when clamping keys and automatically carries out tests and controls critical operations.

1 Axis Calibration

Fully automatic depth and space calibration allows the Unocode 299 to carry out the same function as an actual electronic key gauge. Therefore, no data entry or manual corrections are required by the Operator.



2 Clamp Calibration

Clamp calibration is automatically controlled on every side of the clamp by means of electric contact.

3 Cutter Calibration

Since the Unocode is structured to accept a variety of cutters, the cutter calibration function permits to calibrate all available cutters automatically with ease and precision.



Plus

1 Technology

Innovative technology enhances the performance of the machine resulting in the best features, quality, durability and value in the market.

2 Precision

Maximum carriage precision and smooth movement by means of ball screw rollers. Axes tolerance +/- 0,03 mm.

3 Safety Devices

Stop button, Safety shield, Test program for vital components on board.



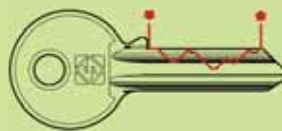
Safety Shield

4 Updating

Machine database is updated by PC via serial port. With Silca Updates, the machine can be easily updated with all codes and new keys when they are released on the market.

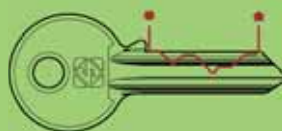


Types of cuts



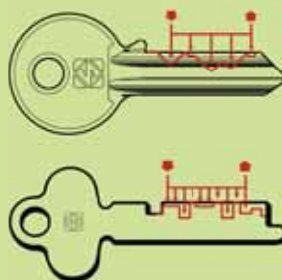
Standard cut

Traditional type of cut for car and door keys.



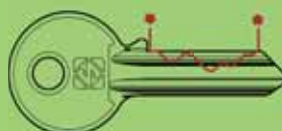
Flat cut

Ideal for car keys, this type of cut allows removal of the cutting apex between two flat cuts.



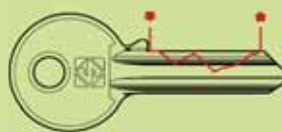
Vertical cut

Types of cuts to make with a shaped cutting tool for keys with small bits (e.g. Ford type keys) or keys which require a sharper cut than those with a constant angle.



Radial cut-R

Ideal for lock with pins.



Laser-Ideal Line cut

Conjunction of the cutting angles is automatically determined by the machine. In this way cuts with variable angles can be obtained, giving the advantage of key copies that slide perfectly into the lock.

Personal Computer Mode

Besides the function for the stand-alone version, Unocode 299 can be connected to the Win Silca Code Program to expand the range of functions available.

Windows 95, 98 or NT interface guarantees maximum flexibility as well as compatibility with the most up-to-date software programs on the market.

Stand Alone Mode

- With the on board **software** and machine memory 2.000 data cards can be processed for code cutting of a wide range of key blanks on all required codes.


- Each **data card** contains spaces, depths, cutting angles and any other parameter required for reproducing exact copies of keys.

- The **user interface** on the machine is easy and friendly.

- The **machine program and database** can be updated and re-written through updates, transferred directly by special functions selected with the Win Silca program (by means of PC serial connection).



- The machine software is also designed to receive **customized configurations** not only of data cards, but also of tables selected by indirect code searches.



Personal Computer Requirements

IBM PC or 100% compatible

Windows 95/98/NT/ME version 4.0 or higher (with Service Pack 6 or higher)
Windows 2000 (Base or with Service Pack 1) or Windows XP

Pentium 90 MHz processor or better (Pentium III 450 MHz recommended)

32 MB RAM (64 MB recommended)

600 MB free space on hard disk

Double-speed CD-ROM drive or faster

SVGA monitor or better - Resolution 1024x768 - 65635 colours or higher

1 parallel port - 1 serial port





SILCA S.p.A.
 Via Podgora, 20 (Z.I.)
 31029 Vittorio Veneto (TV)
 Tel +39 0438 9136
 Fax +39 0438 913800
 E-mail: silca@silca.it
 www.silca.it


In the United Kingdom
Silca Ltd
 Kimpton Road - Sutton
 Surrey SM3 9QP
 Tel. +44 208 6416515
 Fax +44 208 6441181
 E-mail: sales@silcald.co.uk
 www.silcald.co.uk

In Germany
Silca GmbH
 Siemensstrasse, 33
 42551 Velbert
 Tel. +49 2051 2710
 Fax +49 2051 271172
 E-mail: info@silca.de
 www.silca.de

In France
Silca S.A.
 B.P. 37 - 12, rue de Rouen
 Z.I. de Porcheville
 78440 Porcheville
 Tel. +33 1 30983500
 Fax +33 1 30983501
 E-mail: info@silca.fr
 www.silca.fr

In Spain
Silca Key Systems S.A.
 C/Santander 73A
 08020 Barcelona
 Tel. +34 93 4981400
 Fax +34 93 2788004
 E-mail: silca@silca.es

Dimensions



Technical Data

Diagnostics:	<i>Incorporated in the machines' internal program</i>
Two axes:	<i>x= spaces; y= depths;</i>
Carriage movements:	<i>On roller guides, controlled by step motors and sensors</i>
Clamp:	<i>Universal four sided with fixed grip for flat, car and cruciform keys</i>
Calibration:	<i>By means of an electro-mechanical device</i>
Dimensions:	<i>Width: 500 mm, Depth: 500 mm, Height: 420 mm (with raised shield 650 mm) Width: 19.7" , Depth: 19.7", Height: 16.5" (with raised shield 25.6")</i>

Optionals

Adapters:	<i>The design of Unocode 299 has taken into account accessories already made for the previous Unocode model. Optional adapters already available can be fitted to the key-cutting machine with no need for adaptation</i>
CAN network:	<i>Predisposed for connection to C.A.N. network, via PC and other peripherals</i>
Clamps:	<i>Numerous specific clamps designed to cut personalized system are also available</i>



8 003737 353915
 P868 - DEPL. UNOCODE 299-GB